

Decorative and Durable Concrete Pavement Design Contest

Site-Sensitive Designs Win Awards



The 2007 North American Decorative and Durable Concrete Pavement Design contest winners feature designs that better connect users to the site and sensitize them to what's there. Winning concrete paver and paving slabs projects hail from Florida, Georgia, California, Virginia, Illinois and Manitoba. Most winning projects involve ICPI producers and/or contractors.

This year's contest winners were a result of a response to a call for entries issued by *Concrete Products* magazine in the fall of 2007. This was followed by collecting and categorizing the entries, as well as providing judges to select the winning entries. We appreciate the efforts by *Concrete Products* Editor Don Marsh, his staff and the judges in selecting the winning entries. Contest judges below include:

[Mike Collignon](#), Residential Program Manager, Portland Cement Association, Skokie, Illinois

[Troy D. Hoggard](#), AIA, LEED® AP, Senior Associate, OWP/P Architects, Chicago

[Ryan Cialdella](#), Decorative Concrete Supply Manager, Ozinga Brothers, Mokena, Illinois

The judging criteria included integration of color, texture, patterns with the larger site and architecture. Other considerations included craftsmanship, ecological conservation, historic preservation and the project's contribution to local economic and/or cultural development. Winning ICPI producer and contractor members are marked with an asterisk.

Commercial First Place

Carnival Center for the Performing Arts


Miami, Florida



Paver colors vibrate together to create their own visual music upon entering the Miami's new performing arts center.

Good Vibrations

Miami's \$468 million Carnival Center for the Performing Arts received an entrance worthy of the advanced acoustics in this state-of-the-art opera house. Over 100,000 sf (10,000 m²) of concrete pavers adorn the building plaza entrance and extend into Biscayne Boulevard's vehicular traffic. The paver patterns are as rarefied as the voices and music inside the building.



The apparent movement of the pavers comes from different paver patterns and colors that orchestrate and harmonize into visually exciting combinations when viewed together.

Designer:

*Stewart Washmuth and
Company Landscape Architects
Sarasota, Florida*

General Contractor:

*Performing Arts Center Builders
Miami*

Paver Contractor:

Stone Age Pavers
Pompano Beach, Florida*

Paver Supplier:

Hanson Paver Products
Pompano Beach*

Commercial Second Place

Kanaya Condominium Roof Deck

Sarasota, Florida



Designer:

Katrine Karley
Absolute Harmony
Feng Shui
Sarasota

General Contractor:

W. G. Mills
Bradenton, Florida

Paver Contractor:

Royal Construction Group*
Boynton Beach, Florida

Paver Supplier:

Hanson Paver Products*
Pompano Beach, Florida

The labyrinth inlay represents a high degree of craftsmanship and attention to detail.

Outward Introspection

This is the third labyrinth design to receive an award over the many years of this contest. This speaks to their timelessness from their visual and spiritual appeal. The interesting aspect of this one is that users can move about it contemplatively while getting an outward view from the third floor roof top. While the designer may ascribe the labyrinth selection to the order and balance sought in Feng Shui, classic labyrinth design replicates the mosaic (ultimate segmental paving) found in gothic cathedrals, the most famous one found in the floor of Chartres Cathedral near Paris, France. As paths for meditation, labyrinth lines are walked as a pilgrimage or for repentance on one's knees. As an 800 year-old religious icon, labyrinths beckon a questing, searching journey to become closer to God. Indeed, traversing a labyrinth subjects the soul to humility that becomes a starting place for order and balance.



An outward view from this third floor roof can be experienced while contemplatively exploring this paver labyrinth.

Commercial Honorable Mention

Decatur MARTA Place Improvement Project Decatur, Georgia

MARTA (Metropolitan Atlanta Rapid Transit Authority), the rail and subway system that links sprawling Atlanta, selected concrete paving slabs as a durable and economical solution to the Decatur rail station. About 20,000 sf (2,000 m²) of 12 x 12 in. and 18 x 18 in. (300 x 300 mm and 450 x 450 mm) units are sand set on a concrete base and were installed in 47 days. The sand is over geotextile and a crowned, high-strength mortar topping course to drain water to the plaza perimeter. The paving units have small spacer tabs to ensure sand entering the joint to help maintain a stable surface.



The uniform grid generated by 20,000 sf (2,000 m²) of concrete paving slabs creates a clean, modern and urban appearance to the Decatur MARTA entrance.

Designer:
PBS & J
Atlanta, Georgia

General Contractor:
Archer Western
Contractors, Ltd.
Atlanta

Paver Contractor:
Site Technologies, Inc.*
Roswell, Georgia

Paver Supplier:
Wausau Tile Co.
Wausau, Wisconsin



MARTA users follow the train tokens to the station.



Graphics etched in the paving slabs from water jet techniques depict Decatur landmarks and history.

Residential First Place (tie)

Taylor Residence, Alamo, California

Lightly Touching Down


Thanks to northern California vegetation, sunlight and sloping site, this design appears as though it lightly touches the earth by giving way to the oak trees and hillside flowers. The organic appearance might be inspired by starting the project in 2006 and letting plans grow to the place where a guest house and outdoor kitchen will appear by 2009. The walls are concrete masonry blocks with a natural stone veneer. Some 3,600 sf (360 m²) of sand-set random pattern concrete pavers are placed over 8 to 12 in. (200 to 300 mm) of compacted road base with stabilized jointing sand between the 2³/₈ in. (60 mm) thick, multi-colored paving units.



The path works its way around ancient live oak trees, almost sacred monuments to nature's beauty in northern California.

Designer & Contractor:
*Tice Valley Landscape &
Pavingstone*
Alamo*

Paver Supplier:
Calstone
Sunnyvale, California*



The positioning of the walls and pavers make this backyard path look like it's almost floating or hovering down the hillside.

The generous paver landing with bull nose coping beckons users to stop, sit and enjoy the flowers.

Residential First Place (tie)

Olson Residence, St. Charles, Illinois

Stellar Results

The stunning look of this 6,500 sf (650 m²) driveway came about from eleven concrete paver colors drawing from some 10,000 sf (1,000 m²) of inventory and taking 30,000 man-hours (over twelve weeks) to install, not to mention quite a few saw blades! Curved segmental retaining walls at the top of the driveway spill water from a fountain at 10,000 gal/min. (40,000 l/min.). The concrete retaining wall units incorporate natural stone to match the house exterior. The pavers cascade down the driveway with the vine-like supergraphics.

The base for the pavers and walls consists of 24 in. (0.6 m) thick subbase, 18 in. (450 mm) of 3/4 in. (20 mm) crushed limestone to support the bedding sand and concrete pavers. The entire paver driveway was installed first without compacting the pavers. (Initial and final paver compaction were done later.) Then full-scale templates were placed on the pavers to mark cut lines. The marked pavers were removed and reinstated with different colored and textured units. About a half-mile (750 m) of wiring in the bedding sand lights 172 randomly placed, LED night lights in two colors and sizes. The night time result creates a heavenly, floating feeling among the stars while traversing the pavers.

Designer & Contractor:

County Wide Landscaping Inc.
Elburn, Illinois

Paver Supplier:

Unilock*
Aurora, Illinois



The 6,500 sf (650 m²) driveway utilized eleven different colors and textures of concrete pavers to create this vine-like mural.



Interstellar travel is almost possible without leaving home.

Residential **Second Place**

Barkman Residence Steinbach, Manitoba

The Best Test

One of the best tests for believing and selling a product is living with and using it daily. The owner of Barkman Concrete imaginatively did this by installing 3,000 sf (300 m²) of his concrete pavers and retaining walls in his own backyard. (The company is the mainstay producer of concrete pavers and related concrete products in Manitoba.) A rock stream flows from the circular dining area and surrounds the living area with a beautiful manufactured stone fireplace. Low segmental concrete walls enclose both areas and those seated there. The lamps on the wall pillars give the finishing rustic touch to these backyard rooms.



Paver Contractor:

*Rudy Root
Steinbach*

Paver Supplier:

Barkman Concrete
Steinbach*



Above: This backyard received two room additions, a dining and living room tied together with a stone creek bed.

Left: The living room features a fireplace constructed with manufactured (precast) concrete stone stacked as masonry but is typically used for veneering walls.

Residential Honorable Mention


James Residence Williamsburg, Virginia

All Decked Out


With only a wood deck, more options were needed for enjoying this backyard. The deck stayed, but the backyard took on a new swimming pool surrounded by concrete pavers and supported by segmental retaining walls. This project represents substantial relocation of underground services and segmental retaining walls to hold up and enclose the swimming pool and hot tub. This kept them at the same elevation as the deck. About 1,575 sf (157 m²) of concrete pavers and 800 sf (80 m²) of walls are complimented by about 30 tons of natural boulders and a waterfall. While taking four months to build, the work transformed an unusable sloped backyard into a leisure oasis masterpiece.

Designer & Contractor:
Williams Landscape &
Design*
Williamsburg

Paver Supplier:
Rinox*
Douglassville, Pennsylvania



An existing wood deck is humbled by the friendly arrival of concrete pavers and walls that enabled the swimming pool to be accessed at the same level as the deck.



The formal terracing of the patio and pool decks are broken by the informal and organic waterfalls made with natural stone.

Editor's Choice

Sippel Residence, Sewickley, Pennsylvania

Paver Directions

This 14,000 sf (1,400 m²) driveway of a construction company owner provides a favorable impression to clients that visit his home office. A 15 in. (375 mm) thick compacted aggregate base supports light trucks common to construction company offices. The compass in the rear driveway provides a conversation piece for clients and a focal point viewed from the deck and rear windows. The Editor chose it because one of the fundamentals of becoming sensitive to a site is affirming compass directions. Compasses in concrete pavers have been typically placed in commercial projects. It's refreshing to see this carefully constructed paver graphic at someone's home used for site orientation.



Some 14,000 sf (1,400 m²) of concrete pavers compliment the classic brick façade of this construction company owner's home and office.



A compass in the rear driveway provides orientation and a conversation piece to visiting clients.

Paver Contractor:
Precision Paving
Pittsburgh

Paver Supplier:
R. I. Lampus Company*
Springdale, Pennsylvania